

Registering a Team

One person on the team should be selected as team captain.

The team captain is responsible for logging the total mileage for the entire team.


There is no space to list all of the team member names.

T-shirts will be reserved for the number listed in the registration.

Include the word Team and the number on your team in the first or last name space. Use your name in the other space

User Profile

Personal Tracker

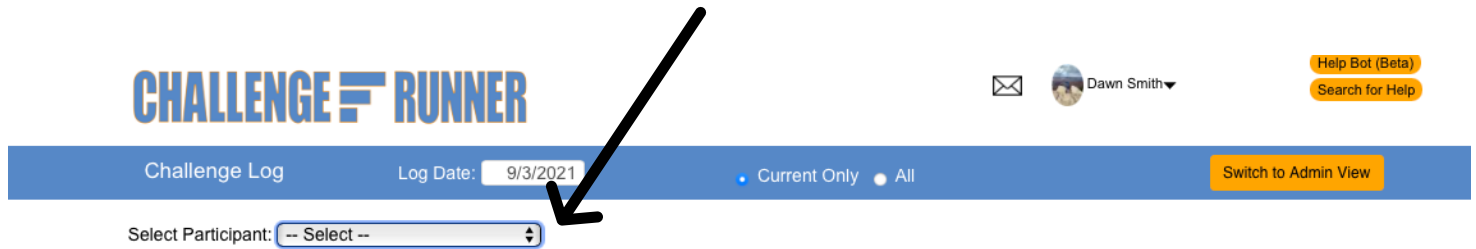
First Name	<input type="text" value="Team 4"/>	Profile Picture	<input checked="" type="checkbox"/> Display Picture?
Last Name	<input type="text" value="George"/>		
Anonymous ID	CR026-73369	<input type="button" value="Choose File"/> no file selected	<input type="button" value="Upload"/>
Email / Member ID	dawn.smith@usm.edu	Mobile Number (optional)	<input type="text" value="+1 201-555-5555"/> why?
Password	<input type="password"/>	<input type="button" value="Change Password"/>	

Delete Account

Save

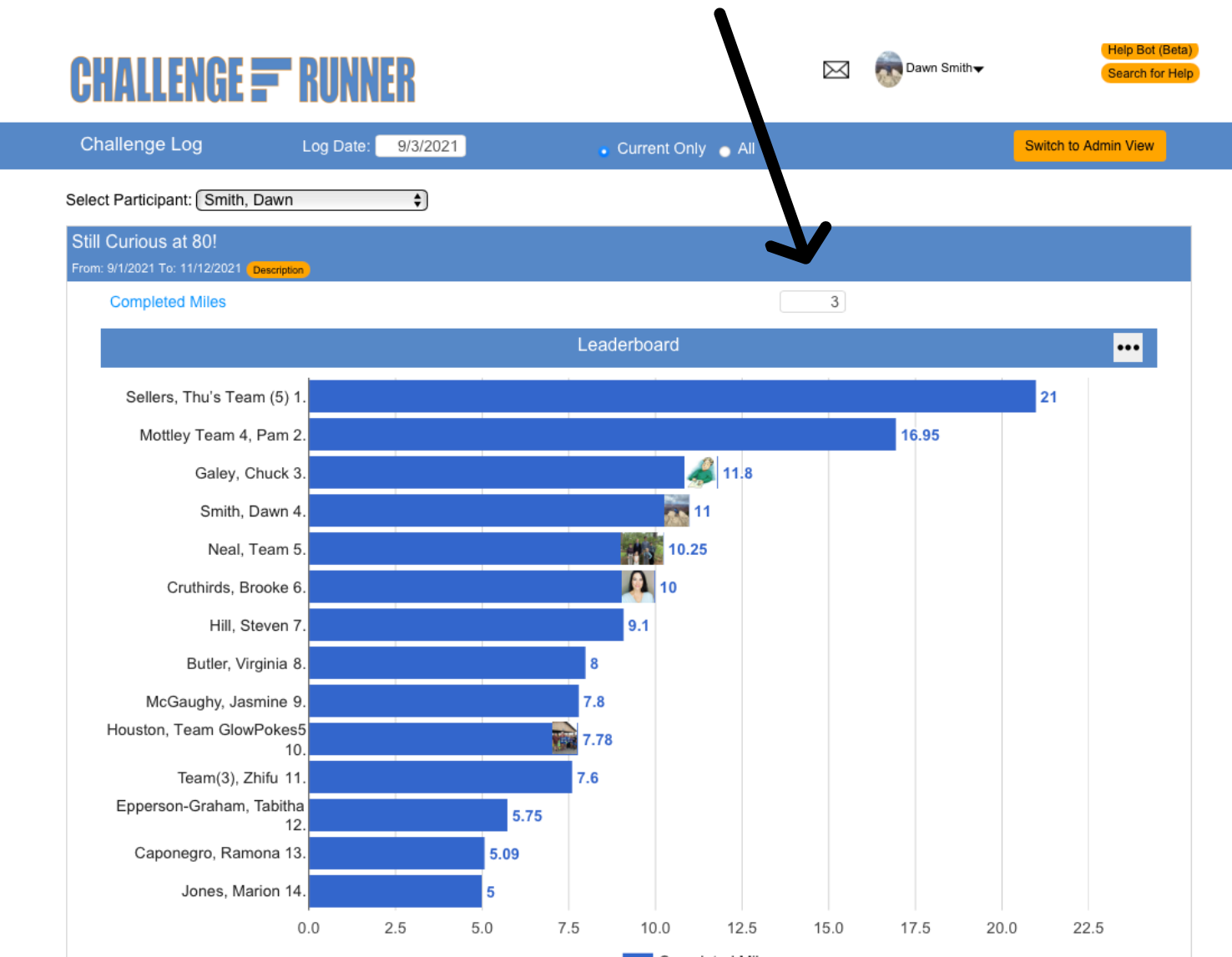
Logging Mileage

Select your name from the dropdown menu.



The screenshot shows the top navigation bar of the Challenge Runner application. The logo "CHALLENGE RUNNER" is on the left. On the right, there is a user profile for "Dawn Smith" and two buttons: "Help Bot (Beta)" and "Search for Help". Below the navigation bar, there is a "Challenge Log" section with a "Log Date" of "9/3/2021" and radio buttons for "Current Only" (selected) and "All". A "Switch to Admin View" button is on the right. Below this, a "Select Participant:" dropdown menu is shown with "-- Select --" as the current selection. A black arrow points to this dropdown menu.

Enter the mileage in the box. Challenge Runner will automatically save. You might need to refresh your browser to view the updated leaderboard. Mileage can be input daily, weekly, or at your convenience.



The screenshot shows the same interface as above, but now the "Select Participant:" dropdown menu is set to "Smith, Dawn". Below the navigation bar, there is a blue banner with the text "Still Curious at 80!" and "From: 9/1/2021 To: 11/12/2021" with a "Description" button. Below the banner, there is a "Completed Miles" input box with the value "3". Below the input box, there is a "Leaderboard" section with a list of participants and their completed miles. A black arrow points to the "Completed Miles" input box.

Rank	Participant	Completed Miles
1.	Sellers, Thu's Team (5)	21
2.	Mottley Team 4, Pam	16.95
3.	Galey, Chuck	11.8
4.	Smith, Dawn	11
5.	Neal, Team	10.25
6.	Cruthirds, Brooke	10
7.	Hill, Steven	9.1
8.	Butler, Virginia	8
9.	McGaughy, Jasmine	7.8
10.	Houston, Team GlowPokes	7.78
11.	Team(3), Zhifu	7.6
12.	Epperson-Graham, Tabitha	5.75
13.	Caponegro, Ramona	5.09
14.	Jones, Marion	5